



# Annual Report

Program Year 2013/2014

## Greater Lawrence Community Action Council, Inc. HEAD START PROGRAM



### RESOURCES

Massachusetts Head Start Association  
[www.massheadstart.org](http://www.massheadstart.org)  
617-479-1856  
or [info@massheadstart.org](mailto:info@massheadstart.org)

National Head Start Association  
[www.nhsa.org](http://www.nhsa.org)  
703-739-0875

Early Childhood Learning &  
Knowledge Center,  
Office of Head Start  
<http://eclkc.ohs.acf.hhs.gov>  
866-763-6481

### CONTACT US:

For further information, call or visit:

**GLCAC, Inc. Head Start Program**  
Administrative Offices  
*Anne L. D'Errico*  
Head Start Program Director  
305 Essex Street (3rd Floor)  
Lawrence, MA 01840  
Tel (978) 681-4920  
Fax (978) 681-4945  
Email: [headstart@glcac.org](mailto:headstart@glcac.org)  
Website: [headstart.glcac.org](http://headstart.glcac.org)

The Head Start Program is funded by:

The Federal Department of Health and Human Services (DHHS), the program also receives funds through the United States Department of Agriculture (USDA), Massachusetts Department of Education (DOE), Department of Transitional Assistance (DTA) and In-kind donations through the private sector.



**Head Start** is a federal program that provides grants to local public and private nonprofit and for-profit agencies, Indian tribes, and local school systems. The grants are used to provide comprehensive education, health, nutrition, parent involvement, and family support services to low-income children and their families. Since its inception in 1965, Head Start has aimed to meet the physical, social, emotional, and cognitive needs of more than 27 million children across the United States.

GLCAC, Inc. Head Start serves preschool-age children and their families. We also provide Early Head Start, which serves 15 months to 3 year olds and their families who have incomes below the federal poverty level. There are Part Day/Part Year - Preschool & Part Day/Full Year - Toddlers. Center-based classes for children 15 months to 5 years. We also have Full Day/Full Year Option which require a DTA or DCF child care voucher and is subject to a sliding fee scale.

Head Start programs provide a learning environment that supports children's growth in the following domains:

- ◆ Social and emotional development
- ◆ Approaches to learning
- ◆ Physical development and health
- ◆ Cognitive and general knowledge skills
- ◆ Language and literacy through dual language curriculum - STEM (Science, Technology, Engineering and Math)

Head Start programs provide comprehensive services to enrolled children and their families which include health, nutrition, social and other services determined to be necessary by family needs assessments, in addition to education and cognitive development services. Head Start services are designed to be responsive to each child and family's ethnic, cultural, and linguistic heritage.

Head Start emphasizes the role of parents as their child's first and most important teacher. Head Start programs build relationships with families that support:

- ◆ family well-being and positive parent-child relationships;
- ◆ families as learners and lifelong educators;
- ◆ family engagement in transitions;
- ◆ family connections to peers and community, and
- ◆ families as advocates and leaders.

## Grants

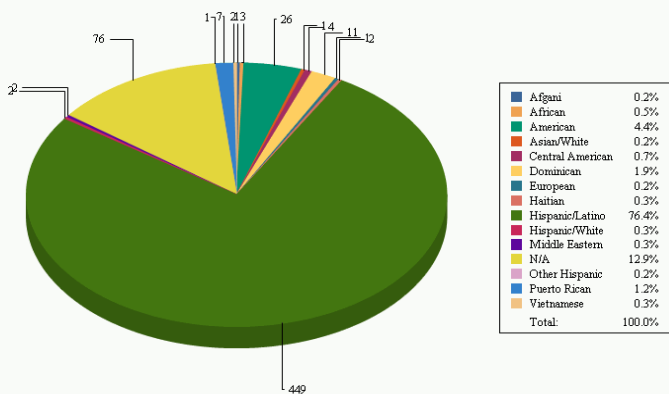
The Office of Head Start (OHS), within the Administration of Children and Families of the Department of Health and Human Services, awards grants to public and private agencies on a competitive basis to provide these comprehensive services to specific communities. Head Start grantees provide the service as described in the Head Start Performance Standards and in accordance with the Head Start Act of 2007. The Office of Head Start is responsible for oversight of these grantees, to ensure the performance standards are met and the best quality of care is provided to the enrolled children. In addition, some cities, states and federal programs offer funding to expand Head Start and Early Head Start to additional children within their jurisdiction.

## About Head Start

Head Start supports the development of the whole child. In addition to providing early learning experiences to help children improve their academic skills. Head Start promotes children's physical wellness and social-emotional development, important factors in **school readiness**, which is key to prepare children for Kindergarten and future academic success.

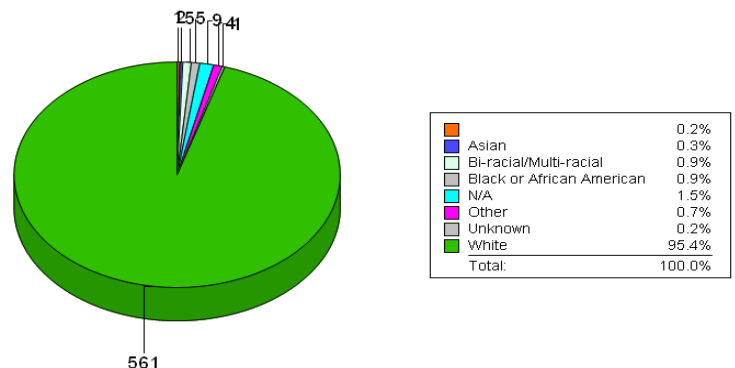
All programs must meet the rigorous [Head Start Program Performance Standards](#) that define quality services for children and families enrolled in Head Start. Programs use the Head Start Child Outcomes Frameworks to track preschool children's progress in eight domains of learning that include language, literacy, mathematics, science, creative arts, social and emotional development, approaches to learning and physical development. Children who are dual language learners are supported in their home languages as well as in English

**Head Start Families Ethnicity**



**Total Number of Primary Caregivers**

**Head Start Families Race**



**Total Number of Primary Caregivers**

**588**



# GLCAC, INC. - HEAD START PROGRAM

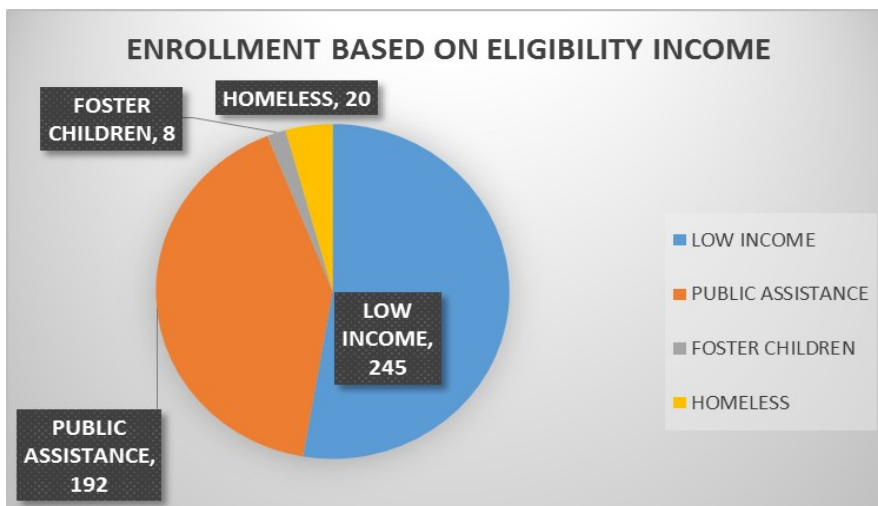
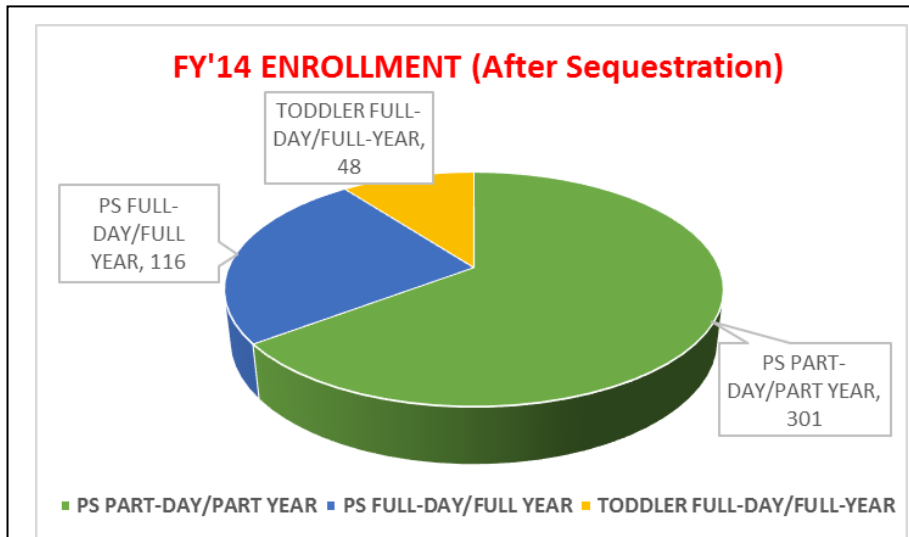
## HEAD START/EARLY HEAD START PROGRAM YEAR 2013/2014



### 2013-2014 PROGRAM ENROLLMENT (After Sequestration)

In program year 2013-2014 we maintained full enrollment in all options:

Part-Day/Part-Year Preschool enrollment	301
Full-Day/Full-Year Preschool enrollment	116
Full-Day/Full-Year Toddler (EHS) enrollment	48
<b>Total enrollment</b>	<b>465</b>





# GLCAC, INC. - HEAD START PROGRAM HEAD START/EARLY HEAD START PROGRAM YEAR 2013/2014



## Head Start Program - Financial Report

<b>Federal (After Sequestration)</b>	
Department of Health and Human Services: Head Start Funds	\$3,794,174.00
Department of Health and Human Services: Early Head Start Funds	\$782,135.00
<b>State</b>	
Universal Pre-Kindergarten Grant	\$195,585.00
Massachusetts Head Start State Supplemental Grant	\$253,443.00
<b>TOTAL</b>	<b>\$5,025,337.00</b>

### NON-FEDERAL BUDGET

	Amount Required <b>HEAD START</b>	Amount Required <b>EARLY HEAD START</b>	Total Amount Required Combined
Personnel	\$ 588,083.00	\$ 64,195.00	\$ <b>652,278.00</b>
Fringe Benefits	\$ 69,446.00	\$ 25,905.00	\$ <b>95,351.00</b>
Supplies	\$ 35,000.00	\$ 7,000.00	\$ <b>42,000.00</b>
Contractual	\$ 165,113.00	\$ 15,000.00	\$ <b>180,113.00</b>
Other (Rent/PC/Parent Services)	\$ 204,415.00	\$ 32,782.00	\$ <b>237,197.00</b>
<b>Total Required</b>	<b>\$ 1,062,057.00</b>	<b>\$ 144,882.00</b>	<b>\$ 1,206,939.00</b>



### GLCAC, Inc. - Head Start Program

For more information and to speak with an Early Education Advocate:

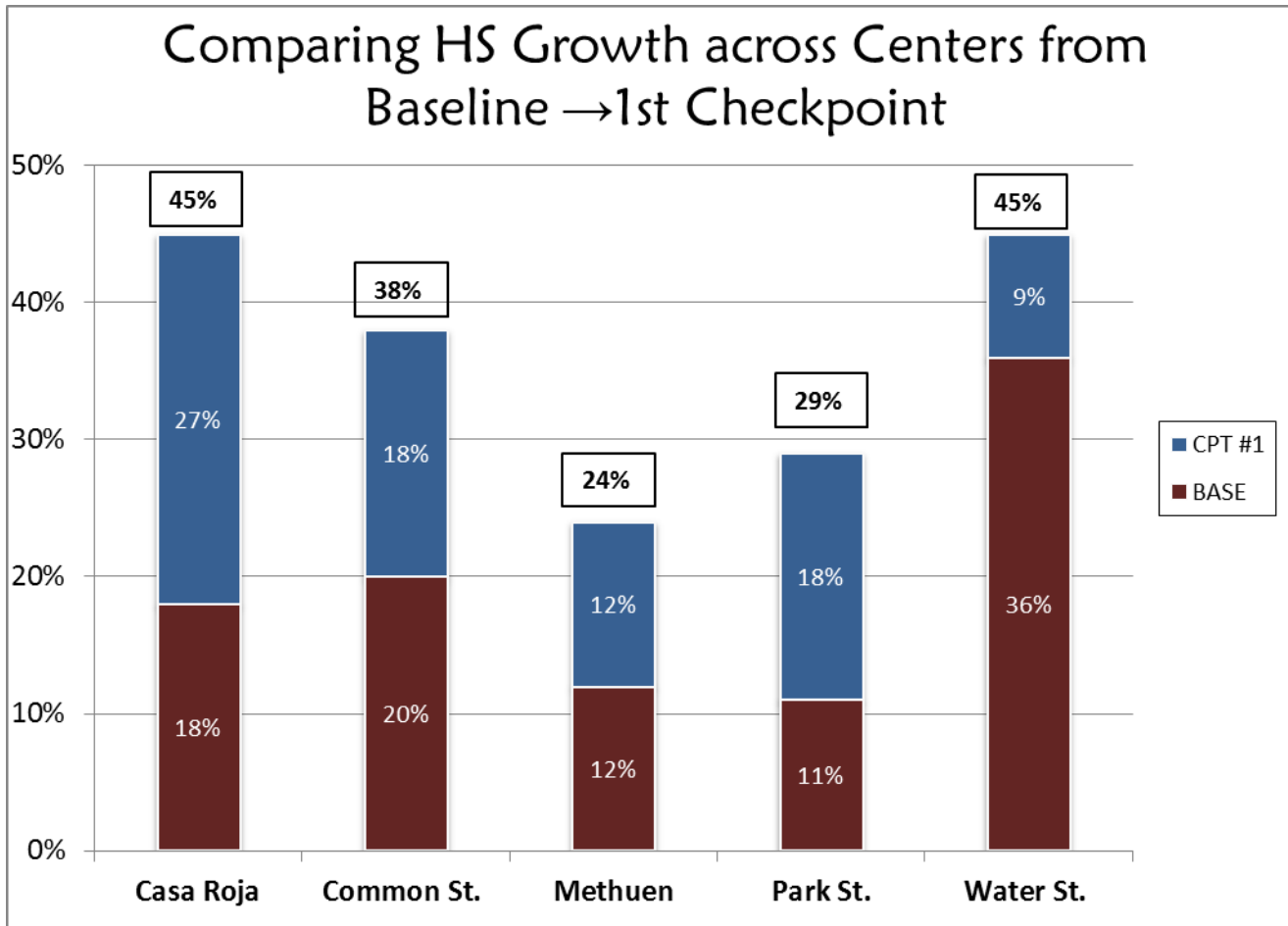
Telephone #: (978) 681-4920

Email: [headstart@glcac.org](mailto:headstart@glcac.org)





# GLCAC, INC. - HEAD START PROGRAM PRESCHOOL SCHOOL READINESS



<i>Greatest amount of change seen with:</i>	
Socio-emotional:	Park St.
Approaches to Learning	Park St.
Phys. Health/Dev	Park St./Casa Roja
Cog/Gen Knowledge	Casa Roja
Language & Literacy	Casa Roja

# GLCAC, INC. - HEAD START PROGRAM

Head Start School Readiness Outcomes				
<b><i>Social Emotional</i></b>	<b><i>Base</i></b>	<b><i>CPT#</i></b>	<b><i>#2</i></b>	<b><i>% Change</i></b>
Casa Roja	19%	54%		184%
Common St.	27%	53%		96%
Methuen	16%	30%		88%
Park St.	11%	41%		273%
Water St.	43%	54%		26%
AVERAGE--ALL CENTERS	22%	46%		109%
<b><i>Approaches to Learning</i></b>	<b><i>Base</i></b>	<b><i>CPT#</i></b>	<b><i>#2</i></b>	<b><i>% Change</i></b>
Casa Roja	17%	45%		165%
Common St.	19%	39%		105%
Methuen	14%	29%		107%
Park St.	9%	28%		211%
Water St.	39%	53%		36%
AVERAGE--ALL CENTERS	19%	39%		105%
<b><i>Physical Health &amp; Development</i></b>	<b><i>Base</i></b>	<b><i>CPT#</i></b>	<b><i>#2</i></b>	<b><i>% Change</i></b>
Casa Roja	20%	45%		125%
Common St.	25%	42%		68%
Methuen	12%	23%		92%
Park St.	15%	34%		127%
Water St.	42%	49%		17%
AVERAGE--ALL CENTERS	21%	39%		86%
<b><i>Cognitive &amp; General Knowledge</i></b>	<b><i>Base</i></b>	<b><i>CPT#</i></b>	<b><i>#2</i></b>	<b><i>% Change</i></b>
Casa Roja	20%	45%		125%
Common St.	12%	26%		117%
Methuen	8%	17%		113%
Park St.	11%	18%		64%
Water St.	23%	32%		39%
AVERAGE--ALL CENTERS	13%	25%		92%
<b><i>Language &amp; Literacy</i></b>	<b><i>Base</i></b>	<b><i>CPT#</i></b>	<b><i>#2</i></b>	<b><i>% Change</i></b>
Casa Roja	14%	36%		157%
Common St.	17%	31%		82%
Methuen	12%	21%		75%
Park St.	10%	25%		150%
Water St.	31%	37%		19%
AVERAGE--ALL CENTERS	16%	30%		88%